


Using the Recordable TalkingPEN with Talking Stickers



Using the Recordable TalkingPEN with Talking Stickers

Introduction

Talking Stickers add an extra dimension to the use of the RecorderPEN. Using the recording capability, practitioners and learners can record audio content onto the pen's 1 Gigabyte internal hard disk. These recordings are linked to any one of the numbered Talking Stickers and then affixed to printed material or even physical objects.

In general there are two distinctly different ways of using the recording capability of the pen.

1. Practitioners can prepared differentiated materials and activities for learners
2. Practitioners can guide learners into individual and group-based activities where the recording element is central to the task


The Talking Stickers

There are two different sets of stickers:

Teacher Stickers – 234



Pupil Stickers – 189



The 'teacher' stickers are intended for practitioners to develop customised resources, or for pupils/students to develop activities/resources that are intended for long-term use. In the recording process the trigger recording hotspot is kept apart from the corresponding Talking Sticker. This means that once a recording has been made it is almost impossible to accidentally overwrite the recording.

The 'pupil' stickers are easier to use and much more flexible because the recording, stop and play hotspots are all part of the same sticker. This means that it is easy to overwrite any particular recording which is useful in many circumstances. However, these stickers are not so suitable for resources that need to be kept on a long-term basis.

Recording mode

1



Turn on the pen by holding down the start button for 2-3 seconds - the blue light will come on


2



Put the pen into recording state by holding down the mode button for 2-3 seconds - the red light will come on

Follow the recording instructions that came with your set of Talking Stickers – the mechanics for recording are different between the two sets of stickers

3



Record Stop Play

Playing back recordings



Recordings are saved onto the RecorderPEN's internal hard disk. Each recording is linked to one of the numbered labels. In order to playback recordings the pen must be in 'red' recording mode.

Backing up recordings



It is possible to back-up all the recordings from any RecorderPEN onto a computer.

Simply connect the RecorderPEN to a computer via the supplied USB cable. It will be recognised as a mass storage device. Find the 'rec' folder and copy it to a safe place on your computer.

Glossary of Terms

AfL – Assessment for learning

APP – Assessing Pupil Progress

EMA – Ethnic Minority Achievement

EAL – English as an additional language

ECM – Every child matters

EYFS – Early Years Foundation Stage

G&T – Gifted and Talented

GRT – Gypsy, Roma, Traveller

PLTS – Personal, learning, thinking skills

RRR – Rights, Respect and Responsibility

SEAL – Social and emotional aspects of learning

SEN – Special Educational Needs

TASC – Thinking actively in a social context

Contents

Assessment for learning (AfL) – teacher and peer reviews
Assessing Pupil Progress (APP) – Literacy
Talk for writing – any subject
Book review
Class photo album
Talking books, magazines, playscripts or graphic novels
Board games with an audio component
Mind maps and concept maps
Identification keys
Narrated storyboards
Where I come from
Interactive displays
Giving instructions
Oral histories
Exhibit trails
'Treasure' trail
Performance
Talking cards
Oral glossaries and dictionaries
Vocabulary labels
Oral diary
Time capsule
Talking puppets/dolls
Talking phonics
Pupil/student voice
Oral welcome
Sound discrimination
Nursery rhymes
Oral timelines
Oral 'puzzle'
Induction of new arrivals
Home:School communication

Activity	Key Tasks	Suggested age range	Curriculum links	Resources/ Organisation	Talking Stickers
Assessment (AfL)	<p>Teacher activity</p> <p>Feedback on written work</p> <ul style="list-style-type: none"> • Affix one label to a piece of written work • Teacher records audio feedback for the learner • Learners could record a message back to the teacher 	Any age	<p>Assessment for Learning (AfL) – any curriculum area</p> <p>PLTS - Reflective learners</p> <p>Audio feedback on work has particular significance for:</p> <ul style="list-style-type: none"> • Children in the Early Years. • SEN - supportive of some learners with specific learning difficulties • EAL – beginner/intermediate learners of English as an additional language <p>Feedback could be in any language – where appropriate</p>	<p>Allocate one pen per learner or working group</p> <p>Use different stickers for each feedback event</p> <p>Use pupil stickers if you wish to enable learners to send a message back to the teacher - learners either use the same label or use two labels per feedback event</p>	Teacher or pupil stickers
Assessment (AfL)	<p>Pupil/student activity</p> <p>Peer assessment</p> <ul style="list-style-type: none"> • A learner could record their own assessment of a peer's work • Different labels affixed to relevant sections of peer's work 	Any age	<p>Assessment for Learning (AfL) – any curriculum area</p> <p>PLTS - Reflective learners</p> <p>Social and emotional aspects of learning</p> <p>KS1/2 - Understanding English, communication and languages</p> <p>KS3/4 - Literacy across the curriculum</p>	<p>Allocate one pen per peer pair/group</p> <p>Use different stickers for each feedback event</p>	Pupil stickers

Activity	Key Tasks	Suggested age range	Curriculum links	Resources/ Organisation	Talking Stickers
Assessment (APP)	<p>Teacher guided activity</p> <p>Speaking/Listening</p> <ul style="list-style-type: none"> • Record a pair/group conversation <p>Reading</p> <ul style="list-style-type: none"> • Place sticker on a copy of the text • Record a sample of reading by the pupil/student <p>Explanation of thought process on written outcomes</p> <ul style="list-style-type: none"> • Place sticker on a copy of the written evidence • Record a sample of explanation by the pupil/student 	Any age	<p>Assessing Pupil Progress (APP) Assessment for Learning (AfL) All curriculum areas</p> <p>PLTS - Reflective learners</p> <p>Early Years Foundation Stage - Communication, Language and Literacy</p> <p>KS1/2 - Understanding English, communication and languages</p> <p>KS3 - Literacy across the curriculum - Languages - Mathematics - Science - Foundation subjects</p> <p>Explanation of thought process could be in any language if a translation can subsequently be arranged e,g Mathematics, science, DT, art etc.</p>	<p>One pen per pupil/student or one pen/class for APP</p> <p>Each individual APP event on a different sticker</p> <p>Keep APP recordings as formative and summative evidence</p> <p>Back-up the RecorderPEN contents for long-term evidence</p>	Teacher stickers

Activity	Key Tasks	Suggested age range	Curriculum links	Resources/ Organisation	Talking Stickers
Talk for writing	<p>Pupil activity</p> <p>Talking Stickers can be used any time pupils/students are preparing for writing tasks – talking through ideas can be replayed later when the pupils/students start their writing</p> <p>Talk for writing e.g.</p> <ul style="list-style-type: none"> • Planning experiments, analysing results or evaluating • Design Technology – research and planning • Storywriting/playscripts • Comparing and contrasting prose/poetry, art, music etc • Drafting coursework • Personal response – peer and self-assessment • Writing in languages other than English 	KS 1 upwards	<p>Any curriculum area</p> <p>PLTS</p> <ul style="list-style-type: none"> - Independent enquirers - Creative thinkers - Reflective learners <p>Early Years Foundation Stage</p> <ul style="list-style-type: none"> - Communication, Language and Literacy <p>KS1/2</p> <ul style="list-style-type: none"> - Understanding English, communication and languages <p>KS3</p> <ul style="list-style-type: none"> - Literacy across the curriculum - Languages <p>Talk for writing can happen in any language</p>	<p>One pen per pupil/student or small group</p> <p>Use different stickers for each feedback event</p>	Pupil stickers for more flexible, short-term use

Activity	Key Tasks	Suggested age range	Curriculum links	Resources/ Organisation	Talking Stickers
Book review	Pupil/student activity <ul style="list-style-type: none"> • Learners prepare book reviews prior to use of the pens • Creation of bookmarks • Affix Talking Stickers to one side of the bookmark • Learners record book review onto one or more Talking Stickers 	Year 2 upwards	PLTS <ul style="list-style-type: none"> - Independent enquirers - Reflective learners KS1/2 <ul style="list-style-type: none"> - Understanding English, communication and languages KS3 <ul style="list-style-type: none"> - English - Literacy across the curriculum - Languages 	Each book review bookmark remains with the book All book review recordings on the same pen – each review requires a discrete set of Talking Stickers RecorderPEN stays in the library When a pupil/student is looking to borrow a book from the library they can listen to a book review from one of their peers	Teacher stickers
Class photo album	Pupil/student activity This activity requires use of a class/tutor group set of photographs <ul style="list-style-type: none"> • Affix one label to each photograph • Each pupil/student records personal information about themselves 	KS 1 upwards	KS1/2 <ul style="list-style-type: none"> - Understanding English, communication and languages KS3 <ul style="list-style-type: none"> - English - Languages Induction of new arrival learners Ethnic Minority Achievement (EMA) Community Cohesion	All recordings on the same pen – each pupil/student uses a discrete numbered Talking Sticker RecorderPEN stays with class/tutor group or year group New arrival learners can listen to the recordings to learn about their classmates	Teacher stickers

Activity	Key Tasks	Suggested age range	Curriculum links	Resources/ Organisation	Talking Stickers
<p>Talking books, magazines, playscripts or graphic novels</p>	<p>Pupil/student activity</p> <p>Develop/use an appropriate text:</p> <ul style="list-style-type: none"> • fiction or non-fiction • published or home-made • any theme <p>Affix stickers to each page and record audio content – direct reading, retelling, narration, dialogue, sound effects</p> <p>Use additional stickers for other audio content e.g.</p> <ul style="list-style-type: none"> • blurb • glossaries • interactive elements such as quiz questions • guidance notes for peers or parents 	<p>Any age</p>	<p>Early Years Foundation Stage - Communication, Language and Literacy</p> <p>KS1/2 - Understanding English, communication and languages – any curriculum area/topic</p> <p>KS3 - English - Languages - Literacy across the curriculum - Media literacy</p> <p>Family learning</p> <p>Pupil/student voice</p> <p>Complementary schools - community languages</p> <p>Audio recordings can be in any language or multi-language</p>	<p>One pen can be used for multiple books</p> <p>Use different numbered stickers for each recording</p> <p>Recordings can be copied to multiple pens and used with the same book titles so long as the same numbered labels are used</p>	<p>Teacher stickers for long-term use</p> <p>Pupil stickers for short-term use</p>

Activity	Key Tasks	Suggested age range	Curriculum links	Resources/ Organisation	Talking Stickers
Board games with an audio component	<p>Pupil/student activity</p> <p>Adapt an existing board game or create a new one from scratch</p> <p>Talking stickers used for:</p> <ul style="list-style-type: none"> • explanations of what happens when you land on any specific game square • consequences / luck / quiz cards • instructions on how to play the game 	<p>Yr 2 upwards</p> <p>Most suitable for KS1-2</p>	<p>PLTS</p> <ul style="list-style-type: none"> - Creative thinkers - Team workers <p>KS1/2</p> <ul style="list-style-type: none"> - Understanding English, communication and languages – any curriculum area/topic <p>KS3</p> <ul style="list-style-type: none"> - English - Languages - Literacy across the curriculum 	<p>One pen per collaborative group or content from each group on one pen</p> <p>Each group allocated a range of different numbered stickers e.g. 25 stickers per group</p>	<p>Teacher stickers for long-term use</p> <p>Pupil stickers for short-term use</p>
Mind maps and concept maps	<p>Pupil/student activity</p> <p>Create a mind/concept map around any theme/subject</p> <p>Talking stickers used for audio annotations:</p> <ul style="list-style-type: none"> • semantic connections • hierarchical structures • additional explanations • glossaries 	<p>Year 1 upwards</p>	<p>PLTS</p> <ul style="list-style-type: none"> - Independent enquirers - Creative thinkers - Reflective learners <p>KS1/2</p> <ul style="list-style-type: none"> - Understanding English, communication and languages – any curriculum area/topic <p>KS3</p> <ul style="list-style-type: none"> - Literacy across the curriculum <p>Esp. G&T learners</p>	<p>One pen per pupil/student or one pen used for all mind/concept maps</p> <p>Use different numbered stickers or sets of stickers for each mind/concept map</p>	<p>Teacher stickers for long-term use</p> <p>Pupil stickers for short-term use</p>

Activity	Key Tasks	Suggested age range	Curriculum links	Resources/ Organisation	Talking Stickers
<p>Identification keys – any subject</p>	<p>Pupil/student activity</p> <p>Adapt an existing key or develop a new one around any theme/subject</p> <p>Talking stickers used for audio annotations:</p> <ul style="list-style-type: none"> • audio repetition of text at each decision branch • additional explanation for each end of branch • questions related to the specific key 	<p>KS2 upwards</p>	<p>PLTS</p> <ul style="list-style-type: none"> - Independent enquirers - Creative thinkers <p>KS1/2</p> <ul style="list-style-type: none"> - Understanding English, communication and languages – any curriculum area/topic <p>KS3</p> <ul style="list-style-type: none"> - Literacy across the curriculum 	<p>One pen per pupil/student or one pen used for all keys</p> <p>Use different numbered stickers or sets of stickers for each key</p>	<p>Pupil stickers for short-term use or resources that can be easily adapted</p>
<p>Narrated storyboards</p>	<p>Pupil/student activity</p> <p>Develop a storyboard in preparation for storytelling and drama</p> <p>Use Talking Stickers to:</p> <ul style="list-style-type: none"> • add scene narration • record dialogue between characters • document additional information such as length of scene, props, characters etc. 	<p>Year 1 upwards</p>	<p>PLTS</p> <ul style="list-style-type: none"> - Creative thinkers - Self-managers <p>KS1/2</p> <ul style="list-style-type: none"> - Understanding English, communication and languages – any curriculum area/topic e.g. storytelling and drama <p>KS3</p> <ul style="list-style-type: none"> - English – media literacy and drama - Languages - Literacy across the curriculum 	<p>One pen per pupil/student or small group</p> <p>Use different numbered stickers or sets of stickers for each storyboard</p>	<p>Teacher stickers for long-term use</p> <p>Pupil stickers for short-term use</p>

Activity	Key Tasks	Suggested age range	Curriculum links	Resources/ Organisation	Talking Stickers
Where I come from	<p>Teacher guided activity and pupil/student activity</p> <p>Use an existing world map/globe or create a new one</p> <p>Affix labels to different places and record a narration by pupils/students:</p> <ul style="list-style-type: none"> • place name • personal information from pupil/student • sample of speech, including different languages 	Year 1 upwards	<p>Intercultural education Rights, Respect, Responsibility (RRR) Community Cohesion</p> <p>KS1/2 - Understanding English, communication and languages – any curriculum area/topic e.g. storytelling and drama - Geographical understanding</p> <p>KS3 - Languages - Literacy across the curriculum - Geography</p> <p>EAL and GRT learners</p>	<p>All recordings on the same pen – each pupil/student uses a discrete numbered Talking Sticker</p> <p>Map/globe kept in a central locality e.g. classroom, office wall, library</p> <p>RecorderPEN stays with class/tutor group or in an easily accessible place e.g. library or office</p>	Teacher stickers for long-term use
Interactive displays	<p>Teacher guided activity and pupil/student activity</p> <p>Develop an existing wall display with audio narration and/or questions</p> <ul style="list-style-type: none"> • information, topic or event displays • learning boards eg. TASC wheel, 6 thinking hats • parent board • pupil voice • language taster • pupil/student work 	KS1 upwards	<p>Intercultural education Community Cohesion Social and emotional aspects of learning (SEAL)</p> <p>Any curriculum area</p> <p>KS1/2 - Understanding English, communication and languages – any curriculum area/topic</p> <p>KS3 - Languages - Literacy across the curriculum</p>	<p>All recordings on the same pen – each recording uses a discrete numbered Talking Sticker</p> <p>Interactive display in a central locality e.g. classroom, office wall, library</p> <p>RecorderPEN stays in an easily accessible place e.g. library or office</p>	Teacher stickers for long-term use

Activity	Key Tasks	Suggested age range	Curriculum links	Resources/ Organisation	Talking Stickers
Giving instructions	<p>Pupil/student activity</p> <p>Activities requiring instructional writing – use the pen to record an audio version</p> <p>Instructions e.g.</p> <ul style="list-style-type: none"> • how to play a game • cooking a recipe • following directions • learning a new skill 	KS1 upwards	<p>Any curriculum area</p> <p>KS1/2</p> <ul style="list-style-type: none"> - Understanding English, communication and languages – any curriculum area/topic <p>KS3</p> <ul style="list-style-type: none"> - English - Languages - Literacy across the curriculum 	<p>One pen per pupil/student or small group</p> <p>Use different numbered stickers or sets of stickers for each storyboard</p>	<p>Teacher stickers for long-term use</p> <p>Pupil stickers for short-term use</p>
Oral histories	<p>Teacher guided activity and pupil/student activity</p> <p>Use the pen and Talking Stickers to record an interview/narration from a pupil/student, family member or adult practitioner e.g.</p> <ul style="list-style-type: none"> • journey • holiday • religious experience • historical event <p>Photograph the contributors, attach the relevant stickers and bind into a publication</p>	KS1 upwards	<p>Community cohesion – e.g. inter-generational</p> <p>Intercultural education</p> <p>Family learning</p> <p>KS1/2</p> <ul style="list-style-type: none"> - Understanding English, communication and languages - Historical, geographical and social understanding <p>KS3</p> <ul style="list-style-type: none"> - English - Languages - Foundation subjects - Literacy across the curriculum <p>EAL and GRT learners</p>	<p>All recordings on the same pen – each recording uses a discrete numbered Talking Sticker</p> <p>Alternatively - one pen per pupil/student or small group</p> <p>Oral history resource and pen in a central locality e.g. library</p>	Teacher stickers for long-term use

Activity	Key Tasks	Suggested age range	Curriculum links	Resources/ Organisation	Talking Stickers
Exhibit trail	<p>Teacher guided activity and pupil/student activity</p> <p>Activity suitable for school tours, exhibitions or showcasing pupil/student work</p> <p>Attach Talking Stickers to specific places or pupil/student work and record audio narration:</p> <ul style="list-style-type: none"> • explanatory information about place • pupil/student narration about their work <p>Users access audio content at each 'exhibit' audio spot</p>	KS2 upwards	<p>PLTS</p> <ul style="list-style-type: none"> - Independent enquirers - Creative thinkers - Reflective learners <p>KS1/2</p> <ul style="list-style-type: none"> - Understanding English, communication and languages – any curriculum area/topic <p>KS3</p> <ul style="list-style-type: none"> - English - Literacy across the curriculum 	<p>All recordings on the same pen – each recording uses a discrete numbered Talking Sticker</p> <p>RecorderPEN stays in an easily accessible place e.g. library or office</p>	Teacher stickers for long-term use
'Treasure' trail	<p>Pupil/student activity</p> <p>Activity suitable for special events or as part of a curriculum topic</p> <p>Talking stickers placed around the school at selected spots</p> <p>Pupils/students or practitioners record clues for each Talking Sticker that leads a user from one location to the next</p>	KS1 and 2	<p>Early Years Foundation Stage</p> <ul style="list-style-type: none"> - Communication, Language and Literacy <p>KS1/2</p> <ul style="list-style-type: none"> - Understanding English, communication and languages – any curriculum area/topic 	<p>All recordings on the same pen</p> <p>Another way of organising is to have one trail and use different sets of recordings on different pens</p> <p>Recordings use a discrete set numbered Talking Sticker</p> <p>RecorderPENS stay in an easily accessible place e.g. classroom, library or office</p>	Teacher stickers for long-term use

Activity	Key Tasks	Suggested age range	Curriculum links	Resources/ Organisation	Talking Stickers
Performance	<p>Pupil/student activity</p> <p>This activity utilises the Talking Stickers and pen to capture a pupil/student performance e.g.</p> <ul style="list-style-type: none"> • story • song • music • poem • speech <p>Affix stickers to a relevant document such as an annual record of achievement, school magazine or year book</p>	Any age	<p>Any curriculum area</p> <p>Early Years Foundation Stage - Communication, Language and Literacy</p> <p>KS1/2 - Understanding English, communication and languages – any curriculum area/topic</p> <p>KS3 - English - Languages - Literacy across the curriculum</p>	<p>One pen per pupil/student or all recordings on the same pen</p> <p>Each recording uses a discrete numbered Talking Sticker</p> <p>RecorderPEN stays in an easily accessible place e.g. classroom, library or office</p>	Teacher stickers for long-term use
Talking cards	<p>Pupil activity</p> <p>An activity suitable for special occasions:</p> <ul style="list-style-type: none"> • festivals e.g. Christmas, Eid, Diwali etc. • special achievement • birthdays • mothers day <p>Affix stickers to the inside of a bought/made greeting card and record a suitable message or set of messages</p>	Most suitable for KS1/2	<p>Early Years Foundation Stage - Communication, Language and Literacy</p> <p>KS1/2 - Understanding English, communication and languages – any curriculum area/topic</p> <p>KS3 - Languages</p> <p>Message(s) could be in any language</p>	<p>One pen per pupil/student or small group</p> <p>Use different numbered stickers or sets of stickers for each card</p> <p>Distribute the pen with the card</p> <p>Teacher stickers will make the original message secure</p> <p>Pupil stickers would make the cards reusable – also it could allow the recipient to record a return message</p>	<p>Teacher stickers for secure recordings</p> <p>Pupil stickers for more flexible use</p>

Activity	Key Tasks	Suggested age range	Curriculum links	Resources/ Organisation	Talking Stickers
Oral glossaries and dictionaries	<p>Teacher or pupil/student activity</p> <p>This activity adds oral content to word lists or dictionaries</p> <p>Practitioners could prepare explanations or translations of word lists/dictionaries/symbols for their learners</p> <p>As above - pupils could do the same as an independent or group activity</p>	Any age	<p>Any curriculum area</p> <p>Early Years Foundation Stage - Communication, Language and Literacy</p> <p>KS1/2 - Understanding English, communication and languages – any curriculum area/topic</p> <p>KS3 - Languages</p> <p>SEN and EAL learners</p> <p>Oral content could be in any language</p>	<p>All recordings on the same pen – each recording uses a discrete numbered Talking Sticker</p> <p>RecorderPEN stays in an easily accessible place</p>	Teacher stickers for long-term use
Vocabulary labels	<p>Teacher or pupil/student activity</p> <p>In this activity, Talking Stickers are attached to objects around the classroom/school – recordings e.g.</p> <ul style="list-style-type: none"> • names of objects • extra information • questions and answers <p>Practitioners could lead this activity to introduce new vocabulary to learners</p> <p>Practitioners could facilitate individuals/small groups of students to undertake this activity</p>	Any age	<p>Early Years Foundation Stage - Communication, Language and Literacy</p> <p>KS1/2 - Understanding English, communication and languages – any curriculum area/topic</p> <p>KS3 - Languages</p> <p>Ethnic Minority Achievement (EMA) – induction of new arrivals</p> <p>SEN and EAL learners</p> <p>Oral content could be in any language</p>	<p>All recordings on the same pen – each recording uses a discrete numbered Talking Sticker</p> <p>RecorderPEN stays in an easily accessible place e.g. classroom, library or office</p>	<p>Teacher stickers for long-term use</p> <p>Pupil stickers for short-term use</p>

Activity	Key Tasks	Suggested age range	Curriculum links	Resources/ Organisation	Talking Stickers
Oral diary	<p>Pupil/student activity</p> <p>As part of a curriculum topic/subject or personal learning journey ask students to keep an oral diary e.g.</p> <ul style="list-style-type: none"> • fictional character/event linked to a key text • family situations • school happenings • personal circumstances <p>Talking Stickers could be affixed to a journal containing additional writings and images</p>	Year 1 upwards	<p>Citizenship</p> <p>Early Years Foundation Stage - Communication, Language and Literacy</p> <p>PLTS - Creative thinkers - Reflective learners</p> <p>KS1/2 - Understanding English, communication and languages</p> <p>KS3 - English - Languages</p>	<p>One pen per pupil/student</p> <p>Each set of recordings uses discrete numbered Talking Stickers</p>	<p>Teacher stickers for secure recordings</p> <p>Pupil stickers for more flexible use</p>
Time capsule	<p>Pupil/student activity</p> <p>Oral recordings made by a pupil/student, group of students or whole class - recordings are stored and reviewed at a later time – perhaps at the beginning and the end of the year e.g.</p> <ul style="list-style-type: none"> • on behalf of a fictional character linked to a key text • items of importance within a specific historical/time context • favourite things • personal targets 	Any age	<p>Citizenship</p> <p>Early Years Foundation Stage - Communication, Language and Literacy</p> <p>PLTS - Creative thinkers - Reflective learners</p> <p>KS1/2 - Understanding English, communication and languages - Historical understanding</p> <p>KS3 - English - History - Languages</p>	<p>One pen per pupil/student, small group or class</p> <p>Each set of recordings uses discrete numbered Talking Stickers</p> <p>Back-up the data onto a computer if recordings are to be kept for any significant length of time</p>	<p>Teacher stickers for secure recordings</p> <p>Pupil stickers for more flexible use</p>

Activity	Key Tasks	Suggested age range	Curriculum links	Resources/ Organisation	Talking Stickers
Talking puppets/dolls	<p>Teacher activity Possibly pupil/student activity</p> <p>When practitioners utilise puppets or persona dolls in their teaching it may be useful to incorporate pre-recorded audio recordings e.g.</p> <ul style="list-style-type: none"> • sound effects • different voices • songs/rhymes • jokes • sensitive information <p>Recorded content can be useful to add interest during puppet shows</p> <p>Practitioners who are less confident in use of puppets can be supported using audio recordings</p>	EYFS KS1 and 2	<p>Citizenship</p> <p>ECM – be healthy, stay safe e.g. use of persona dolls</p> <p>Early Years Foundation Stage - Communication, Language and Literacy</p> <p>KS1/2 - Understanding English, communication and languages - Drama</p> <p>Speech could be recorded in different languages</p>	<p>Teacher use - all recordings on same pen</p> <p>One pen per pupil/student, small group</p> <p>Each set of recordings uses discrete numbered Talking Stickers</p>	Pupil stickers
Talking phonics	<p>Create letter, grapheme and word tiles- attach stickers to the 'tiles' and record individual phonemes, blends etc</p> <p>Use the the audio-enables 'tiles' to teach:</p> <ul style="list-style-type: none"> • phonemes • blends • tricky words • word building and segmentation 	EYFS KS1 and 2	<p>Letters and sounds – phases 2-6</p> <p>Early Years Foundation Stage - Communication, Language and Literacy</p> <p>KS1/2 - Understanding English, communication and languages</p> <p>Phonics in different languages e.g. for complementary language schools</p>	<p>All recordings on the same pen – each recording uses a discrete numbered Talking Sticker</p> <p>Teacher stickers for modelling correct phonics</p> <p>Pupil stickers to allow pupils to record their own pronunciation and compare to correct model</p>	<p>Teacher stickers for modelled recordings</p> <p>Pupil stickers for pupil rehearsal</p>

Activity	Key Tasks	Suggested age range	Curriculum links	Resources/ Organisation	Talking Stickers
Pupil/student voice	<p>Pupil/student activity</p> <p>A range of possible activities e.g. recording:</p> <ul style="list-style-type: none"> • oral class/school agreements/charters • learner views • oral messages for student council - suggestion boxes • audio-enabled school newspapers/magazines 	Any age	<p>Citizenship and pupil/student voice</p> <p>RRR</p> <p>ECM – be healthy, stay safe</p> <p>Early Years Foundation Stage</p> <p>- Communication, Language and Literacy</p> <p>PLTS</p> <p>- Independent enquirers</p> <p>- Reflective learners</p> <p>- Team workers</p> <p>- Effective participants</p> <p>KS1/2</p> <p>- Understanding English, communication and languages</p> <p>KS3</p> <p>- English</p> <p>- Literacy across the curriculum</p>	<p>One pen per pupil/student, small group or all recordings on one pen</p> <p>Each set of recordings uses discrete numbered Talking Stickers</p>	<p>Teacher stickers for long-term use</p> <p>Pupil stickers for short-term use</p>
Oral welcome	<p>Create a multilingual welcome poster or adapt an existing published poster</p> <p>Affix Talking Stickers to each language version of the greeting and record an oral version</p> <p>Utilise staff, parents and pupils to record authentic multilingual versions</p>	Year 1 upwards	<p>KS1/2</p> <p>- Understanding English, communication and languages</p> <p>KS3</p> <p>- Languages</p> <p>Ethnic Minority Achievement (EMA) and learners of EAL</p> <p>Community Cohesion</p>	<p>All recordings on the same pen – each language version uses a discrete numbered Talking Sticker</p> <p>Welcome poster kept in the office along with the relevant RecorderPEN</p>	Teacher stickers for long-term use

Activity	Key Tasks	Suggested age range	Curriculum links	Resources/ Organisation	Talking Stickers
Sound discrimination	<p>Teacher and pupil activity</p> <p>Teacher or pupil records human/environmental sounds – Talking Stickers can be affixed to cards, pages of books etc.</p> <p>Sounds could be used for identification, matching or sequencing activities</p> <p>Sounds could be:</p> <ul style="list-style-type: none"> • musical instruments • animal noises • human voices • rhythmic patterns 	Year R & Year 1	<p>Letters and sounds – phase 1</p> <p>Early Years Foundation Stage - Communication, Language and Literacy</p>	<p>One pen per pupil/student, small group or all recordings on one pen</p> <p>Each set of recordings uses discrete numbered Talking Stickers</p>	<p>Teacher stickers for long-term use</p> <p>Pupil stickers for short-term use</p>
Nursery rhymes	<p>Teacher activity</p> <p>Recordings of traditional nursery rhymes made by staff, parents or possibly pupils</p> <p>Talking Stickers affixed to printed material such as books and posters</p> <p>Resources can be used during continuous provision, topic work and for out of hours learning</p>	EYFS & KS1	<p>Intercultural education</p> <p>Letters and sounds – phase 1</p> <p>Early Years Foundation Stage - Communication, Language and Literacy</p> <p>Family Learning</p> <p>Recordings can be in other languages and based on nursery rhymes from any cultural tradition</p>	All recordings on the same pen – each language version uses a discrete numbered Talking Sticker	Teacher stickers for long-term use

Activity	Key Tasks	Suggested age range	Curriculum links	Resources/ Organisation	Talking Stickers
Oral timelines	<p>Teacher or pupil activity</p> <p>Create a timeline around an existing topic/theme or use a published resource</p> <p>Affix Talking Stickers to different sections of the timeline and record appropriate content e.g.</p> <ul style="list-style-type: none"> • dates • facts • questions 	KS 1 upwards	<p>KS1/2</p> <ul style="list-style-type: none"> - Understanding English, communication and languages - Human, social and environmental understanding <p>KS3</p> <ul style="list-style-type: none"> - Humanities - Literacy across the curriculum 	<p>One pen per pupil/student, small group or all recordings on one pen</p> <p>Each set of recordings uses discrete numbered Talking Stickers</p>	<p>Teacher stickers for long-term use</p> <p>Pupil stickers for short-term use</p>
Oral 'puzzle'	<p>Teacher or pupil activity</p> <p>10-20 oral recordings are made on Talking Stickers – each one forms part of a larger oral puzzle e.g.</p> <ul style="list-style-type: none"> • letters from a word • words from a sentence • music - notes in a sequence • wordy clues • ideas that are connected with each other in some way <p>Oral puzzle pieces are earned by pupils/students throughout the course of a topic/theme and pieced together to form an answer to the 'puzzle'</p>	KS 1 upwards	<p>Any curriculum area</p> <p>KS1/2</p> <ul style="list-style-type: none"> - Understanding English, communication and languages <p>KS3</p> <ul style="list-style-type: none"> - Languages - Literacy across the curriculum 	All recordings on the same pen – each language version uses a discrete numbered Talking Sticker	Teacher stickers for long-term use

Activity	Key Tasks	Suggested age range	Curriculum links	Resources/ Organisation	Talking Stickers
Induction of new arrivals	<p>Teacher activity – some pupils/students could be involved in recording oral content</p> <p>Talking Stickers can be used to produce a whole range of resources to support the induction of new arrival learners e.g. audio-enabled:</p> <ul style="list-style-type: none"> • school maps • visual timetables • daily planners • translated school documents/forms • translated keyword/glossaries • individual help cards/fans 	Any age	<p>Enabling access to the curriculum – any curriculum area</p> <p>Pastoral support</p> <p>Citizenship Community cohesion Family Learning</p> <p>Ethnic Minority Achievement and support for learners of EAL</p> <p>Audio content can be in any language</p>	<p>1. All recordings on the same pen – each set of recordings uses discrete numbered Talking Stickers – the RecorderPEN stays in an easily accessible place e.g. library or office</p> <p>2. Each pupil/student has their own RecorderPEN - each set of recordings uses discrete numbered Talking Stickers</p>	Teacher stickers for long-term use
Home:School communication	<p>Teacher activity – parents/carers and some pupils/students could be involved in recording oral content</p> <p>Messages can be recorded and sent home with a pupil/student. Parent/carer listens to the message – where appropriate the parent/carer can send a return message</p>	Any age	<p>Pastoral support</p> <p>Citizenship Community cohesion Family Learning</p> <p>Ethnic Minority Achievement and support for learners of EAL</p> <p>Audio content can be in any language</p>	<p>Each pupil/student has their own RecorderPEN - each recording uses a discrete numbered Talking Sticker</p> <p>RecorderPEN and Talking Stickers sent home overnight</p>	Pupil stickers