

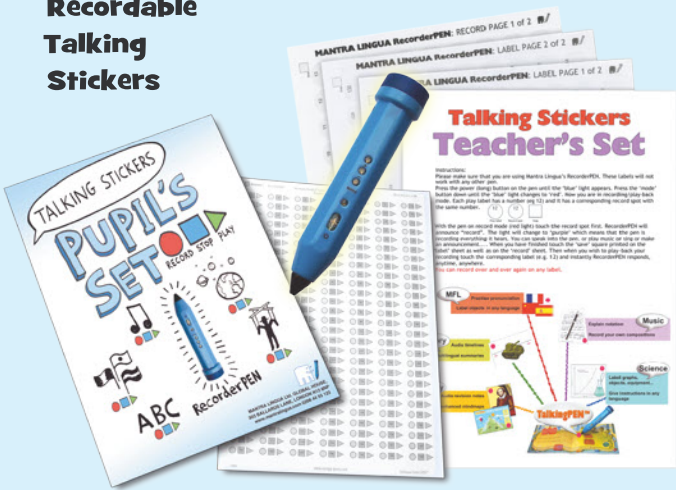
Literacy Toolkit (8-12)

Interactive literacy



The Literacy Toolkit is a unique audio-visual resource containing hours of guidance to improve children's writing and storytelling. The pack contains activities, hints, tips and reminders, saving hours of teacher time and supporting all learning styles. The Toolkit with its highly visual charts, planning frames and task cards, has unique RecorderPEN interactivity to engage and inspire all children to become storytellers. Customise the resource and add your own audio with recordable stickers.

Recordable Talking Stickers




This pack contains 1 set of Pupil's Set Labels and 1 set of Teacher's set labels


See the Recordable Labels section for more information on these stickers.



**Discussion Poster**  
Pupils can touch areas of this chart to learn about how to write a piece of non-fiction in an discussion style. They can use Recordable Stickers to add their own notes and ideas



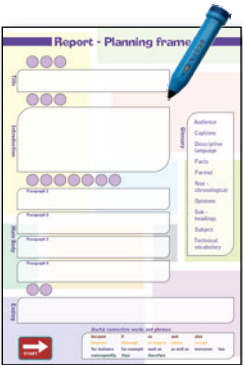
**Report Poster**  
Pupils can use this interactive chart to learn about how to write a piece of non-fiction in an report style. They can capture their ideas orally using recordable stickers, and then write them down later.



**Book Review Guide**  
Gives pupils audio tips and hints on how to write a book review. There is a broad range of advice and lots of ideas to get children writing. There's space on the chart for text, which can be wiped clean, or simply add audio stickers and let children record their book reviews orally.



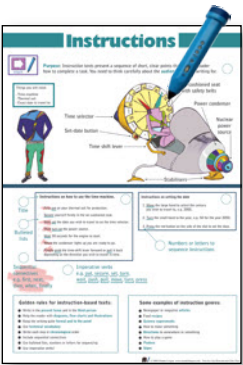
**Recount Poster**  
Pupils have access to in-depth information that will help them to learn how to write a piece of non-fiction in an recount style.



**Planning Frames**  
This set of 6 small posters help children to structure their writing into any of the writing style displayed on the 6 main posters and can be used together with them.



**Persuasion Poster**  
Pupils can use this interactive chart to learn about how to write a piece of non-fiction in an explanation style.



**Instruction Poster**  
Children can touch areas of this chart to learn about how to write a piece of non-fiction in an explanation style.



**Explanation Poster**  
Children can touch areas of this chart to learn about how to write a piece of non-fiction in an explanation style.



**Story Mountain**  
This is the ideal way to learn how to tell stories. Over two and a half hours of information about all the different parts of stories with information about grammar and punctuation. Touch numbered buttons to hear different levels of information. The resource saves teachers hours of preperation time and allows them to quickly tailor lessons to their pupils' ability levels. Use Recordable Labels to add further information and activities. The Story Mountain can also be used to analyse any story.



**English Terms Explained**  
Key terms for English such as 'preposition', 'punctuation', 'genre' and 'suffix' are explained in various languages with examples when the RecorderPEN touches the poster.

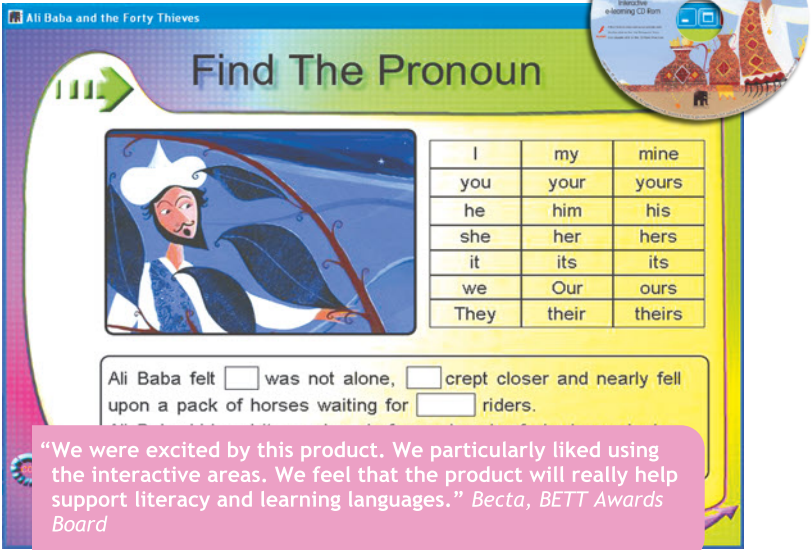
We can customise this resource in the languages that suit your needs.

SHORTLISTED FOR THE NASEN AWARD FOR ICT INCLUSIVITY 2008



**Task Cards**  
This set of 36 cards contain activities, questions and challenges to build lessons around. Children can work on the activities in groups, individually or teachers can work through the cards with the whole class.

Mantra Lingua can customise the Interactive Literacy CD-ROMS to suit your language needs



"We were excited by this product. We particularly liked using the interactive areas. We feel that the product will really help support literacy and learning languages." Becta, BETT Awards Board